

Student, Sample

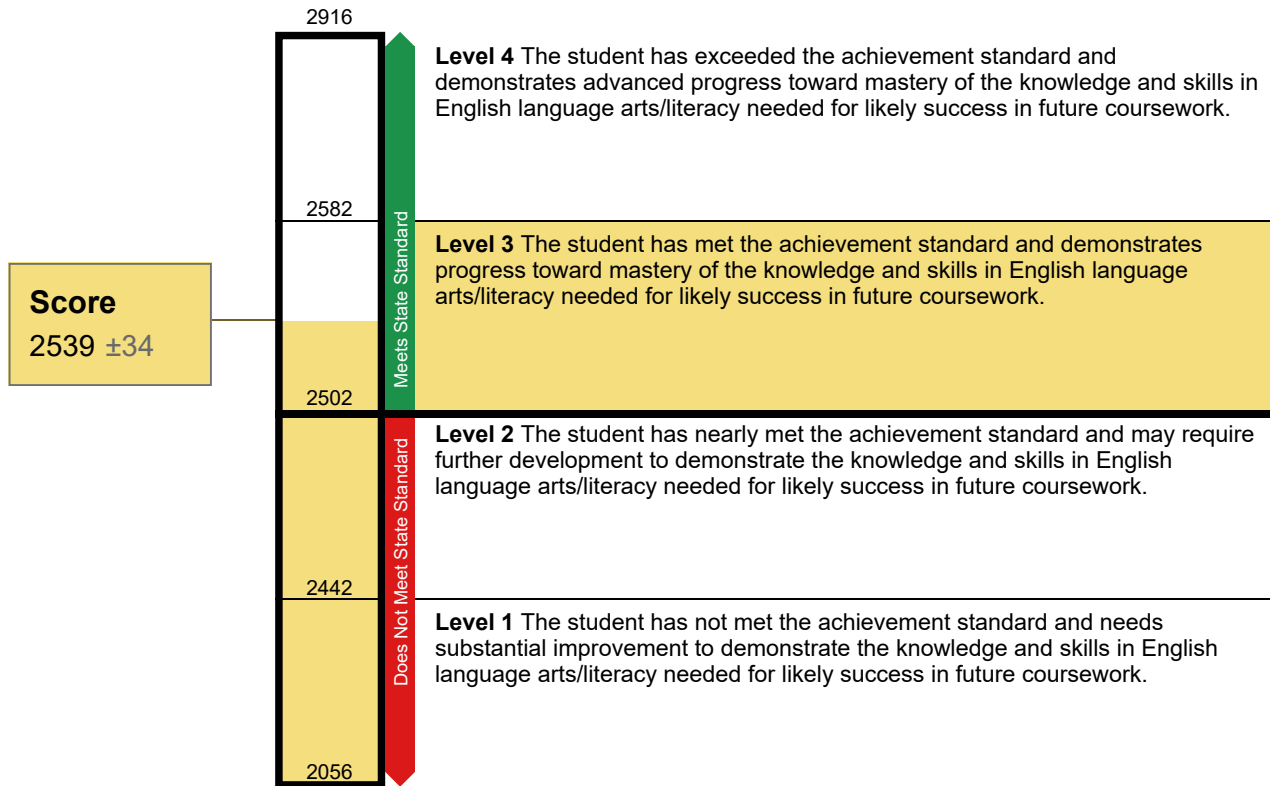
EDUID: 000000000 | Student DOB: 0/0/0000 | Enrolled Grade: 5
 Date Taken: 4/21/2021

Grade 5 ELA - Summative 2020-2021

SAMPLE INDEPENDENT DISTRICT
 SAMPLE ELEMENTARY SCHOOL

Performance: Level 3 **Scale Score:** 2539±34 **Reported Lexile® Measure:** 980L

How Did Your Child Do on the Test?



How Does Your Child's Score Compare?

Name	Average Scale Score
Idaho	2505±1
SAMPLE INDEPENDENT DISTRICT	2437±21
SAMPLE ELEMENTARY SCHOOL	2430±21

Information on Standard Error of Measurement

A student's score is best interpreted when recognizing that the student's knowledge and skills fall within a score range and not just a precise number. For example, 2300 (±30) indicates a score range between 2270 and 2330.

Lexile® Information

The Lexile® Framework for Reading is a scientific approach to reading and text measurement. There are two Lexile measures: the Lexile reader measure and the Lexile text measure. A Lexile reader measure represents a person's reading ability on the Lexile scale. A Lexile text measure represents a text's difficulty level on the Lexile scale. When used together, they can help a reader choose a book or other reading material that is at an appropriate difficulty level. For more information on Lexile measures in Idaho, visit the Idaho SDE Assessment and Accountability webpage here: <https://www.sde.idaho.gov/assessment/lexile-quantile>

Student, Sample

EDUID: 000000000 | Student DOB: 0/0/0000 | Enrolled Grade: 5
 Date Taken: 4/21/2021

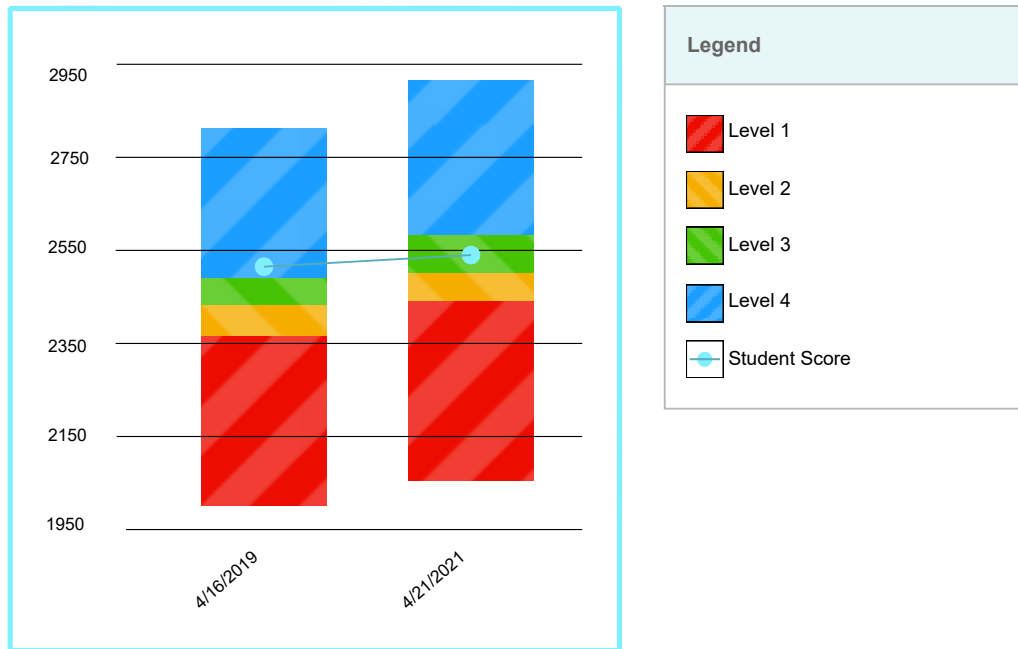
Grade 5 ELA - Summative 2020-2021
 SAMPLE INDEPENDENT DISTRICT
 SAPMLE ELEMENTARY SCHOOL

Performance: Level 3 **Scale Score:** 2539±34 **Reported Lexile® Measure:** 980L

Your Child's Progress

Longitudinal Trend Chart Information

The chart below reports your child's performance over time. The shaded areas in multiple colors indicate the scale score range in each achievement level. Each mark on the graph represents your child's score and indicates whether he or she met the standards that year. Please note that a scale score from Spring 2020 summative testing is not included on the graph. A waiver for summative testing in Spring 2020 was granted by the U.S. Department of Education.



Your Child's Progress

Date	Test Reason	Test Label	Scale Score	Performance Level
4/16/2019 12:00:00 AM	Spring 2019 (ISAT Summative)	ISAT Summative ELA/Literacy Grade 3	2517± 25	Level 4
4/21/2021 12:00:00 AM	Spring 2021 (ISAT Summative)	Grade 5 ELA - Summative	2539 ± 34	Level 3

Burke, Isaac

EDUID: 865373654 | Student DOB: 5/1/2010 | Enrolled Grade: 5
 Date Taken: 4/22/2021

Grade 5 ELA - Summative 2020-2021

ABERDEEN DISTRICT
 ABERDEEN ELEMENTARY SCHOOL

Performance: Level 3 **Scale Score:** 2540±34 **Reported Lexile® Measure:** 980L

How Did Your Child Perform on the Essay?

Essay	Raw Score	Conventions	Evidence/Elaboration	Organization/Purpose
Narrative	8 out of 10 points	The narrative response shows an adequate understanding of correct sentence formation, punctuation, capitalization, grammar usage, and spelling. (2 out of 2 points)	The narrative response provides adequate elaboration to support the development of the narrative including connections to sources; adequate narrative techniques; and sensory, concrete and figurative language that generally advance the story. (3 out of 4 points)	The narrative response is adequately sustained and includes a recognizable plot of real or imagined events, an established setting, and developed characters. The events follow an adequate sequence and are linked by some transitions. (3 out of 4 points)

Student, Sample

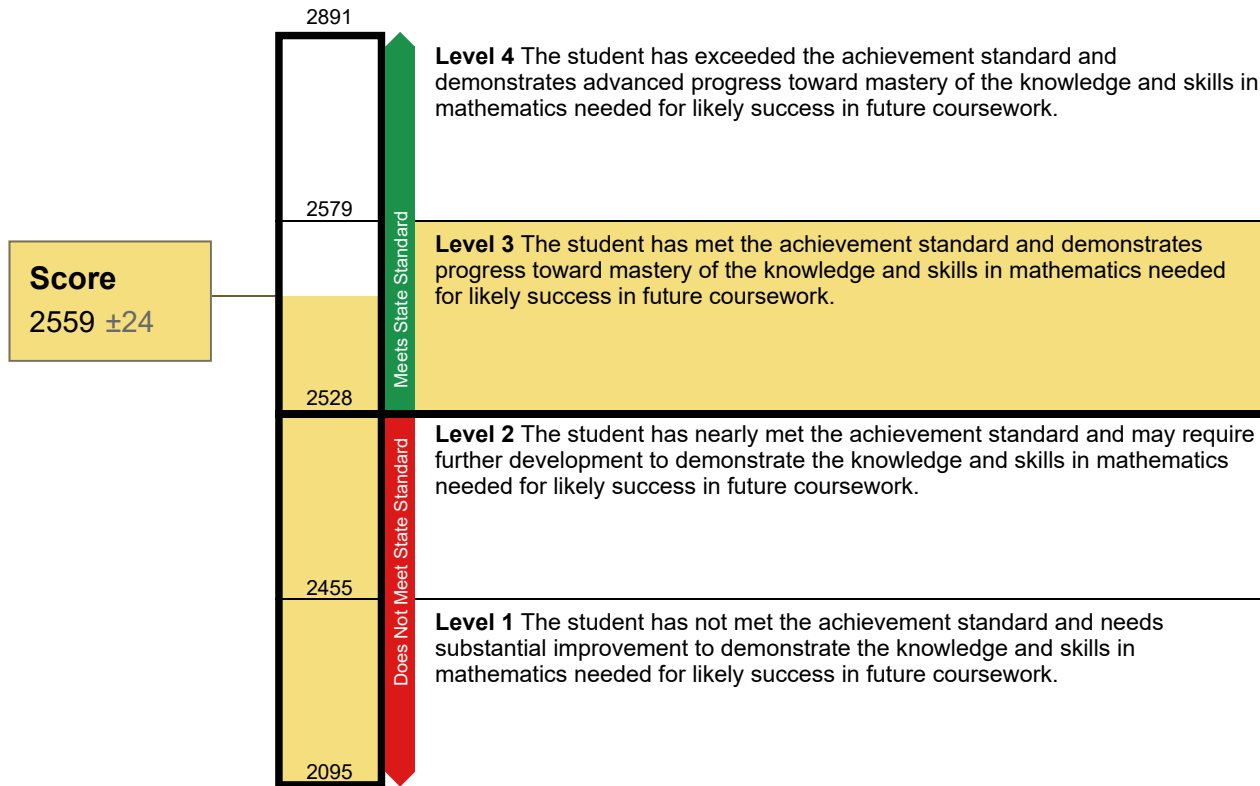
EDUID: 000000000 | Student DOB: 0/00/0000 | Enrolled Grade: 5
 Date Taken: 3/25/2021

Grade 5 Math - Summative 2020-2021

SAMPLE INDEPENDENT DISTRICT
 SAMPLE ELEMENTARY SCHOOL

Performance: Level 3 **Scale Score:** 2559±24 **Reported Quantile® Measure:** 940Q

How Did Your Child Do on the Test?



How Does Your Child's Score Compare?

Name	Average Scale Score
Idaho	2531±7
SAMPLE INDEPENDENT DISTRICT	2433±18
SAMPLE ELEMENTARY SCHOOL	2438±17

Information on Standard Error of Measurement

A student's score is best interpreted when recognizing that the student's knowledge and skills fall within a score range and not just a precise number. For example, 2300 (±30) indicates a score range between 2270 and 2330.

Quantile® Information

The Quantile® Framework for Mathematics is a scientific approach to measuring mathematical achievement and mathematical skills and concepts. There are two Quantile measures: the Quantile student measure and the Quantile skill and concept measure. A Quantile student measure represents a person's mathematical ability on the Quantile scale. A Quantile skill or concept measure represents that skill or concept's difficulty level on the Quantile scale. When used together, they can help a student determine his or her readiness to learn new mathematical skills and concepts. For more information on Quantile measures in Idaho, visit the Idaho SDE Assessment and Accountability webpage here <https://www.sde.idaho.gov/assessment/lexile-quantile>

Student, Sample

EDUID: 000000000 | Student DOB: 0/00/0000 | Enrolled Grade: 5
 Date Taken: 3/25/2021

Grade 5 Math - Summative 2020-2021

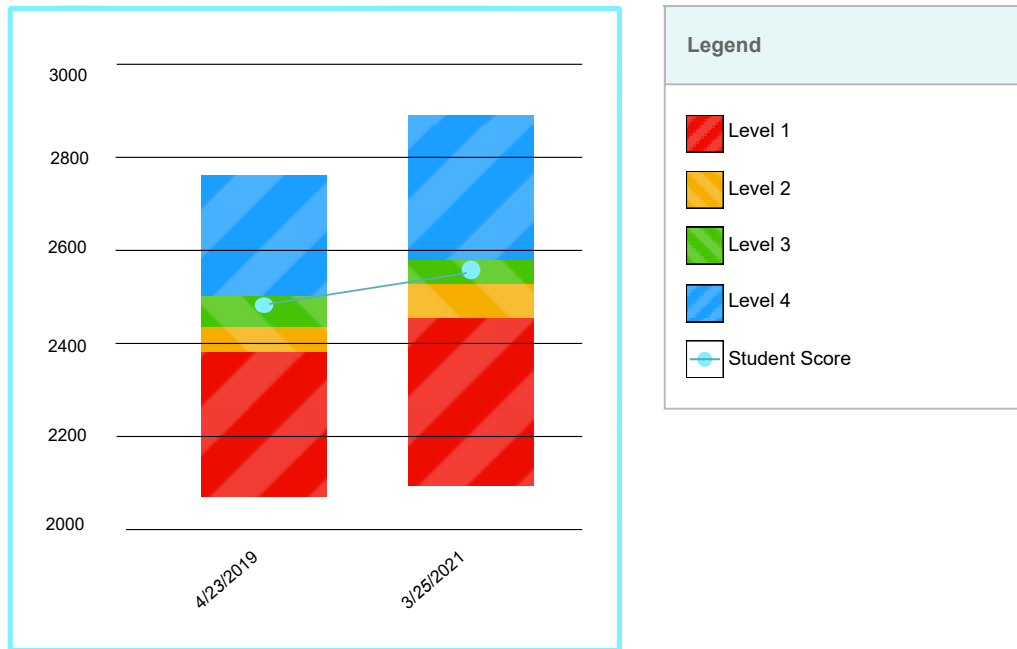
SAMPLE INDEPENDENT DISTRICT
 SAMPLE ELEMENTARY SCHOOL

Performance: Level 3 **Scale Score:** 2559±24 **Reported Quantile® Measure:** 940Q

Your Child's Progress

Longitudinal Trend Chart Information

The chart below reports your child's performance over time. The shaded areas in multiple colors indicate the scale score range in each achievement level. Each mark on the graph represents your child's score and indicates whether he or she met the standards that year. Please note that a scale score from Spring 2020 summative testing is not included on the graph. A waiver for summative testing in Spring 2020 was granted by the U.S. Department of Education.



Your Child's Progress

Date	Test Reason	Test Label	Scale Score	Performance Level
4/23/2019 12:00:00 AM	Spring 2019 (ISAT Summative)	ISAT Summative Mathematics Grade 3	2490 ± 17	Level 3
3/25/2021 12:00:00 AM	Spring 2021 (ISAT Summative)	Grade 5 Math - Summative	2559 ± 24	Level 3